



INDIA ITME VIRTUAL PRE-EVENT
BUYER SELLER MEET & TECHNICAL SEMINAR
(3RD - 5TH DECEMBER, 2020)

Guidelines for BSM – Visitors

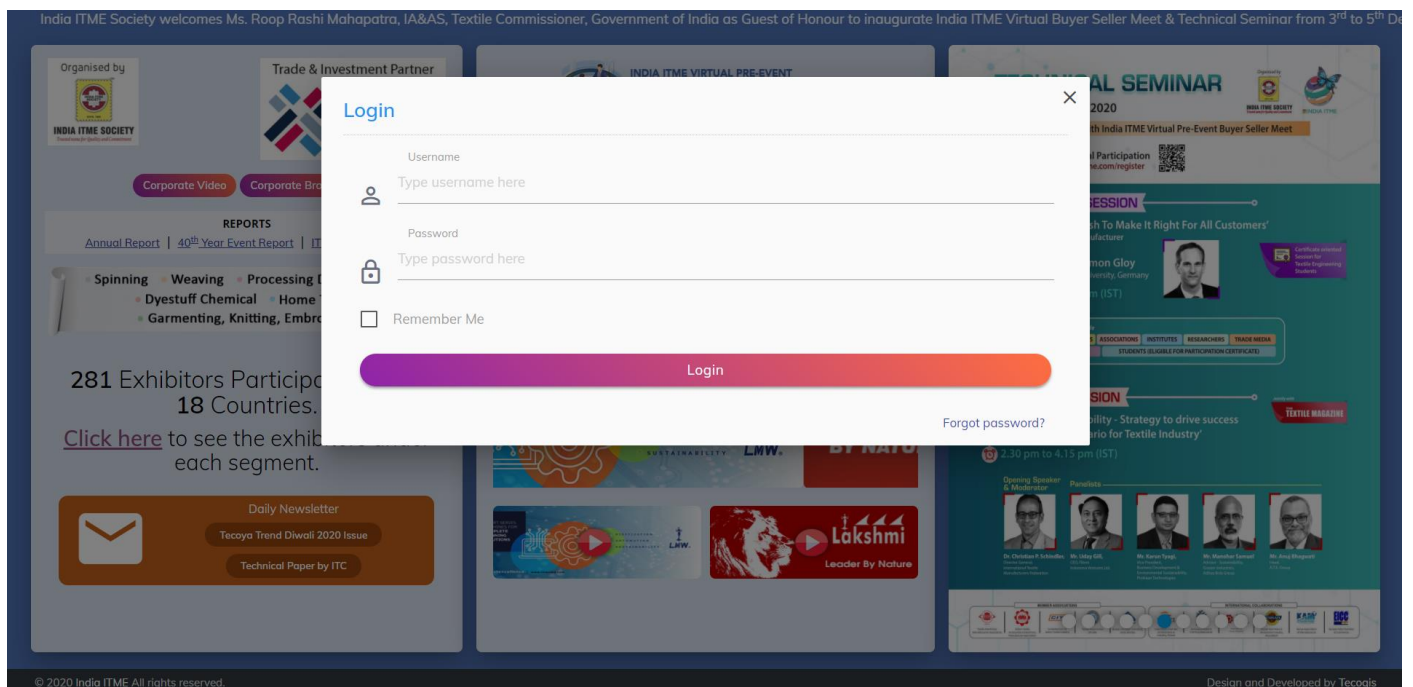
Table of Content (*Click on topic to scroll to respective page*)

<u>Topic</u>	<u>Page No.</u>
LOGIN -----	1
EXHIBITOR LIST -----	2-3
MEETING REQUEST -----	3
EXHIBITOR LIST SEGMENT WISE -----	4
JOIN THE SEMINAR -----	4
JOIN THE MEETING -----	5
IN THE MEETING ROOM -----	6
NETWORKING LOUNGE -----	7

1. LOGIN



Go to <https://bsm.india-itme.com> to login into India ITME Virtual Pre-Event Buyer Seller Meet event.



Login with your given username and password.

Note that you type the username and password instead of copy and paste to avoid extra spaces.

Attendee is allowed to login to only one device at a time.

We recommend to use the latest [Google Chrome Browse](https://www.google.com/chrome/) for better experience.

2. EXHIBITOR LIST

Once logged in you will be landed to Exhibitors list section.

The screenshot displays the 'Exhibitor List' section of the India ITME Virtual Pre-Event Buyer Seller Meet & Technical Seminar (3rd - 5th December, 2020). The page features a header with navigation links: Home, Rules and Guidelines, Technical Requirements, and My Account. Below the header, there are three tabs: Exhibitor List, Meeting Requests, and My Schedule. The Exhibitor List tab is active, showing a search bar with filters for Name, Trading Countries, and Products/Keywords. The list of exhibitors includes A.T.E. ENTERPRISES PRIVATE LIMITED and A.B. PLASTICS. Each exhibitor entry shows their trading countries, products, and a 'Book Now' button. A.T.E. ENTERPRISES PRIVATE LIMITED is listed with trading countries: India, Bangladesh, Canada, China, Egypt, Germany, Indonesia, Iran, Italy, Japan, Kenya, Mexico, Nepal, Nigeria, South Korea, Spain, Taiwan, Turkey, United Arab Emirates, Uzbekistan, and Vietnam. A.B. PLASTICS is listed with trading countries: India, Malaysia, and Thailand. The page also includes a 'Networking Lounge' and 'Help Desk' icon on the right side.

Search an Exhibitor Company by Name, Trading Countries, Keywords.

Result shows:

- Exhibitor Company name
- Trading Countries
- Segments and Products company is dealing into
- The link to see Company Website, Company Profile, Company/Product Video, Company/Product Brochure. Click each icon to view detail.

Click **Book Now** and choose a preferred available time slot.

The screenshot displays the 'Meeting Requests' section of the India ITME Virtual Pre-Event Buyer Seller Meet & Technical Seminar (3rd - 5th December, 2020). The page features a header with navigation links: Home, Rules and Guidelines, Technical Requirements, and My Account. Below the header, there are three tabs: Exhibitor List, Meeting Requests, and My Schedule. The Meeting Requests tab is active, showing a 'Choose available time slot for a meeting' section. A note states: 'Note: Below meeting slots are in 24hrs time format in Indian Standard Time.' The date '4th December, 2020' is displayed. A grid of time slots is shown, with columns for 11:00 - 11:12 (Indian Time) and 11:15 - 11:27 (Indian Time). The slots are color-coded: green for Available, grey for Booked, and blue for Chosen. The slots are arranged in two columns, with the first column showing slots from 11:00 to 15:00 and the second column showing slots from 11:15 to 15:15. The page also includes a 'Networking Lounge' and 'Help Desk' icon on the right side.

Scroll down to put **Purpose of Meeting** and click **Book** to confirm the meeting.

Organized by INDIA ITME VIRTUAL PRE-EVENT BUYER SELLER MEET & TECHNICAL SEMINAR (3RD - 5TH DECEMBER, 2020)

Welcome, Atul Dangli

Home Rules and Guidelines Technical Requirements My Account

16:00 - 16:12 (Indian Time)	16:15 - 16:27 (Indian Time)
16:30 - 17:00 (Indian Time)	17:15 - 17:27 (Indian Time)
17:30 - 17:42 (Indian Time)	17:45 - 17:57 (Indian Time)
18:00 - 18:12 (Indian Time)	18:15 - 18:27 (Indian Time)
18:30 - 18:42 (Indian Time)	18:45 - 18:57 (Indian Time)
19:00 - 19:12 (Indian Time)	19:15 - 19:27 (Indian Time)

Purpose of Meeting (Kindly mention points to be discussed in meeting) *

Need to discuss about new products

Book Cancel

Characters Left: 166/200

Leave a message to seller if the your convenient time slot is not available. Seller may contact you later.

Leave A Message

© 2020 India ITME All rights reserved. Design and Developed by Tecogis

Alternatively, you may send a text message to Exhibitor by clicking **Leave A Message** if you preferred time slot is not available. Exhibitor may contact you later.

3. MEETING REQUEST

Click Meeting Requests to see the meeting request sent by Exhibitors.

Organized by INDIA ITME VIRTUAL PRE-EVENT BUYER SELLER MEET & TECHNICAL SEMINAR (3RD - 5TH DECEMBER, 2020)

Welcome, Atul Dangli

Home Rules and Guidelines Technical Requirements My Account

281 Participating Seller List from 18 Countries. Click here to see the list exhibitors under each segment

PLATINUM PARTNER

GOLD PARTNER

Video Demonstration (Part B)

Booking Process Guidelines

Exhibitor List

Meeting Requests

My Schedule

Below are the Meeting Invites from exhibitors. Click **Confirm** to accept request and book meeting.

Click [Exhibitor List](#) to search for more exhibitors.

EXHIBITOR COMPANY NAME HERE

Seller Trades In: [India](#) [Bangladesh](#) [Bhutan](#) [Egypt](#) [Ethiopia](#) [Ghana](#) [Kenya](#) [Nepal](#) [Nigeria](#) [Oman](#) [Qatar](#) [Saudi Arabia](#) [South Africa](#) [Sri Lanka](#) [Tanzania](#) [Uganda](#) [Vietnam](#) [Yemen](#)

Seller Deals In: [Digital Printing-Machinery-HSN9032](#) [Digital Printing-Machinery-Voltage Controller](#) [Digital Printing-Machinery-Voltage Stabilizer](#) [Knitting, Embroidery, Garmenting-Machinery-HSN9032](#) [Knitting, Embroidery, Garmenting-Machinery-Voltage Controller](#) [Knitting, Embroidery, Garmenting-Machinery-Voltage Stabilizer](#) [Processing-Machinery-HSN9032](#) [Processing-Machinery-Voltage Controller](#) [Processing-Machinery-Voltage Stabilizer](#) [Spinning-Machinery-HSN9032](#) [Spinning-Machinery-Indi Stabilizer](#) [Spinning-Machinery-Voltage Controller](#) [Weaving-Machinery-HSN9032](#) [Weaving-Machinery-Stabilizer](#) [Weaving-Machinery-Voltage Controller](#)

Requested time from Exhibitor

4th Dec, 2020

11:00 - 11:12 IST

Confirm

© 2020 India ITME All rights reserved. Design and Developed by Tecogis

This will show the requested date and time as well. Click **Confirm** to accept the request. Once confirmed you will be redirected to **My Schedule** to Join the meeting at scheduled time.

4. EXHIBITOR LIST SEGMENT WISE

Visit <https://bsm.india-itme.com/bsm-exhibitors> to see List of all the Machinery/Products, Accessories, Services Offered by exhibitors under each Segment.

The screenshot shows the 'Machinery, Accessories, Services Offered By BSM Exhibitors Of Spinning Segment' page. On the left, there is a 'Categories' sidebar with buttons for SPINNING (156), WEAVING (107), PROCESSING (121), KNITTING, EMBROIDERY, GARMENTING (57), DIGITAL PRINTING (49), DYESTUFF CHEMICAL (28), and HOME TEXTILE (47). The main table lists exhibitors with columns for Company Name, Machinery, Accessories, Services, Other, and Meeting. Each row has a 'BOOK NOW' button.

Company Name	Machinery	Accessories	Services	Other	Meeting
A T E ENTERPRISES PRIVATE LIMITED	Not Applicable	Drafting, Spindles, HSN84483310, HSN84482000	Not Applicable	Not Applicable	BOOK NOW
AALIDHRA TEXTTOOL ENGINEERS PVT. LTD.	Draw Texturising Mac, Air Texturising Mach, HSN8444	Not Applicable	Not Applicable	Not Applicable	BOOK NOW
AB CARTER INDIA PVT LTD	For Rings, For Travellers, HSN84483390, HSN84483310	Traveller Clearer, For Rings, HSN8448	Not Applicable	Not Applicable	BOOK NOW
ADWAITH LAKSHMI INDUSTRIES LTD	Flocked Roller, cleaning Machine	Bobbin Holder, Bobbin Holder	Not Applicable	Not Applicable	BOOK NOW
AGARWAL POLYPLAST	Not Applicable	Roving Bobbins, Ring Frame Tubes, HSN39234000	Not Applicable	Plastic Bobbins- Plastic TFO Tubes, Plastic Bobbins- Plastic Cones, Plastic Bobbins- HSN39234000	BOOK NOW

Click **Book Now** here to choose an available time slot and book meeting with them.

5. JOIN THE SEMINAR

The screenshot shows the 'Join the Seminar' page. At the top, there are banners for '2017 Participating Seller List from 18 Countries', 'Smart Textiles', and 'OVER 60 GLORIOUS YEARS OF LEADING THE CARD CLOTHING INDUSTRY'. Below these are buttons for 'Video Demonstration (Part B)' and 'Booking Process Guidelines'. The main section has three tabs: 'Exhibitor List', 'Meeting Requests', and 'My Schedule'. Under 'My Schedule', it says 'Below is your schedule for the virtual event. Note: Timings are given in IST (GMT+5:30)'. There is a calendar view showing the 3rd, 4th, and 5th Dec. The 3rd Dec tab is selected, showing a 'Virtual Technical Seminar' on 3rd Dec, 2020, from 10:45 - 17:00 IST, with a 'Join' button.

Under My Schedule tab click on **3rd Dec** tab and then **Join** to attend the Virtual Technical Seminar.

Use [Zoom Desktop Application](#) for better experience.

6. JOIN THE MEETING

The screenshot shows the top navigation bar with the India ITME logo, event title, and user profile. Below the navigation bar, a message states: "Below is your schedule for the virtual event. Note: Timings are given in IST (GMT+5:30)". The main content area displays a calendar view with tabs for 3rd Dec, 4th Dec, and 5th Dec. Two meeting cards are visible for the 4th Dec:

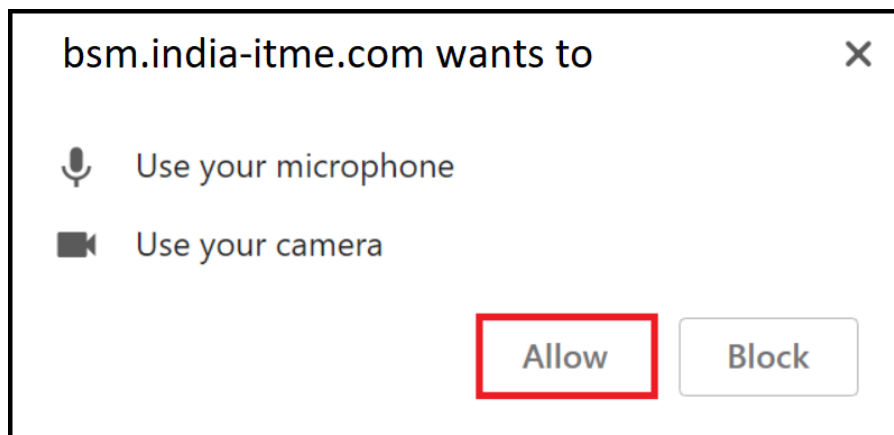
- LAKSHMI MACHINE WORKS LIMITED**
 - Mr. Vivek Arora | Deputy General Manager
 - Mr. James Pates | Senior Manager
 - Matching Countries: [Empty field]
 - Matching Interests: [Empty field]
 - 04th Dec, 2020
 - 15:00 - 15:12 IST
 - Join button
 - Purpose of Meeting link
- A T E ENTERPRISES PRIVATE LIMITED**
 - Spinning | Deputy General Manager
 - Sales | Head
 - Matching Countries: [Empty field]
 - Matching Interests: [Empty field]
 - 04th Dec, 2020
 - 16:15 - 16:27 IST
 - Join button
 - Purpose of Meeting link

The bottom of the page shows a footer with copyright information and design credits.

Under My Schedule click **4th Dec** or **5th Dec** tabs to see your day wise schedule of confirmed meetings and hit **Join** button to attend the meeting.

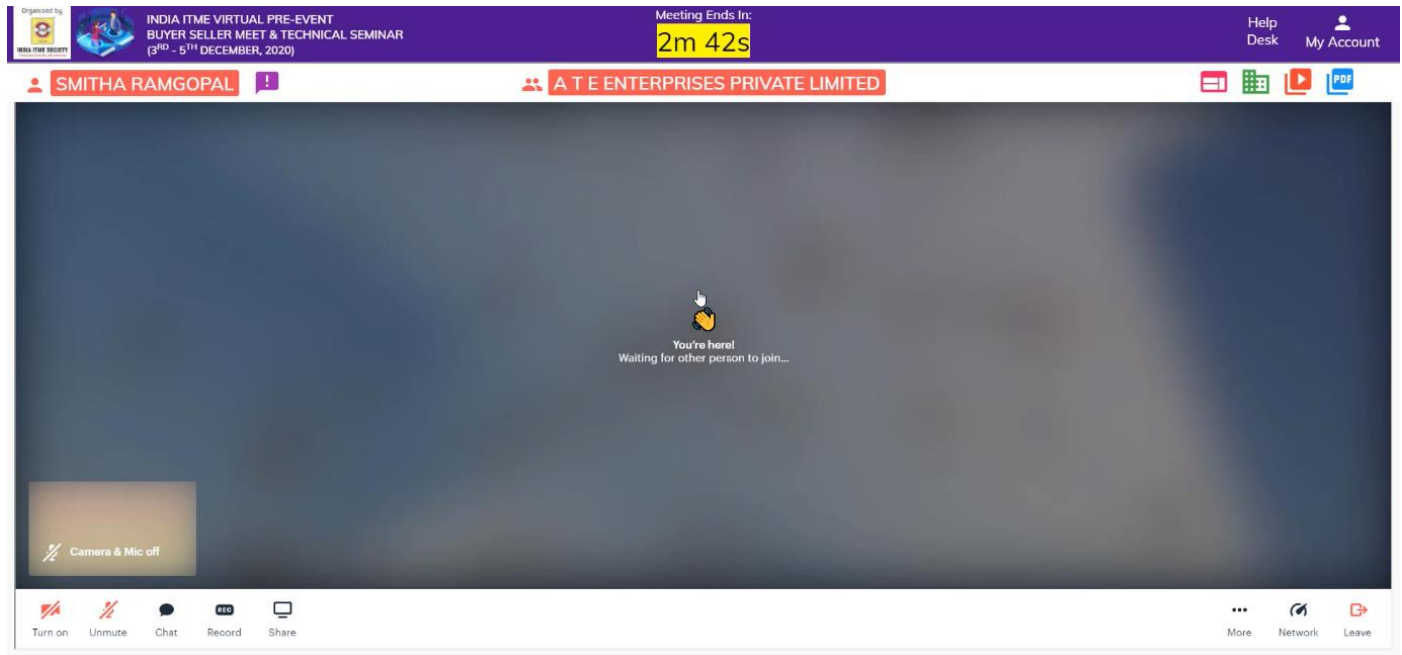
Note: Attendee is allowed to join only one meeting at a time.

After you click join make sure to Allow Permission for Microphone and Camera.



Click Allow to grant the permission and proceed further.

7. IN THE MEETING ROOM

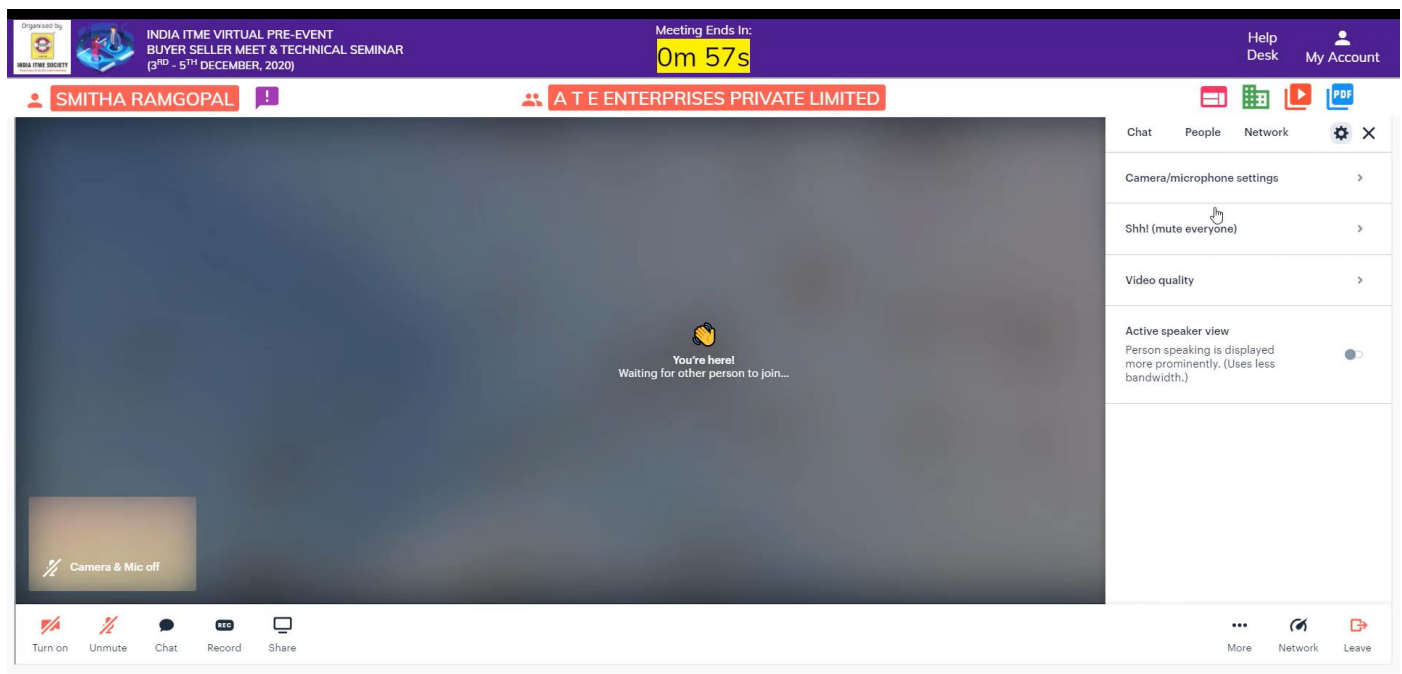


You are allowed to:

- Turn Video On and Off
- Mute and Unmute your Mic
- Text chat with other attendees in meeting room
- Share your screen to other attendees in meeting room

Remember to tick 'Share Audio' if you want to present a video along with audio.

At the top in yellow appears a Countdown timer showing time left for meeting to finish. Try to finish your meeting within that time.



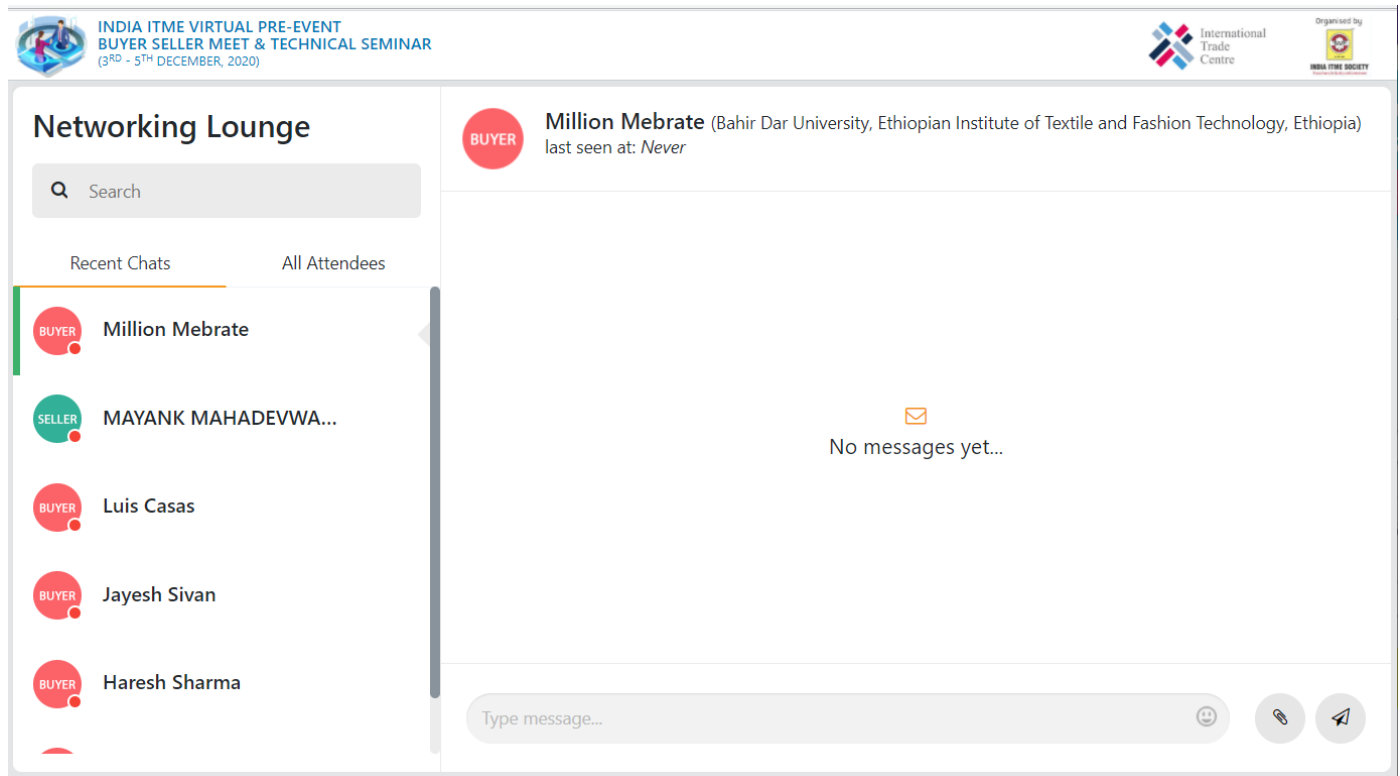
Click More for additional settings like choosing your Camera/Mic and Video Quality if required.

These setting may be useful if you are attending meeting from a Video Conferencing System.

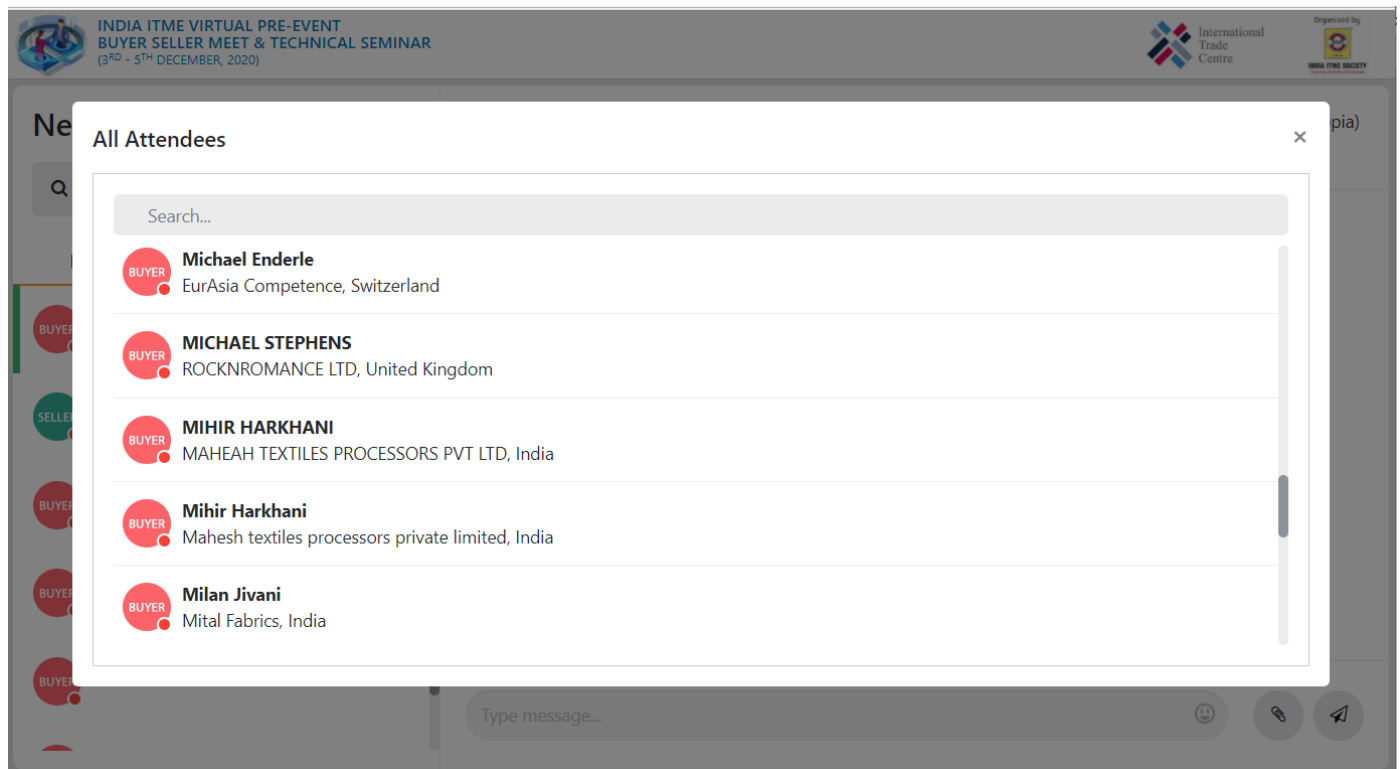
Leave the room once the meeting is over and go to **My Schedule** to attend you next meeting.

8. NETWORKING LOUNGE

Access to Networking Lounge is available after you login. Click on the Bell icon at bottom right-hand side to open Networking Lounge as shown below.



Click **All Attendees** to see list of all the members in BSM event.



Use search option to search a Buyer/Seller by name, company, country.

Then click on the name to start textual chat.

Thank You!